




WELCOME TO THE
KEY STAGE 1
YEAR AHEAD MEETING





In the morning...




- The morning bell is rung at 8:55am which is a signal for the children to say goodbye, line up and for parents/carers to leave the playground to enable the staff on duty to ensure that the school premises is secure.
- The members of staff on duty will take care of your children until they are taken to class at 9:00am.
- If your child is late, you must report to the office and from here, they will be escorted to their classroom. After 9:05am, they will be marked in the register at 'Late'.
- If your child has been at an external appointment (dentists, doctors etc.) they must be signed in at the office and Mrs Hemming / Mrs Peacock will escort them to class and adjust the register accordingly.





HOLIDAYS



- In alignment with the Marlwood cluster, children are authorised to take **one holiday of up to 10 consecutive days per school year.**
- Please write to Mrs Luke if you wish to book a holiday.
- Due to both formal and informal assessments, no holidays will be authorised for Term 5.



GAMES AND PE KIT



INDOOR GAMES:

White T-shirt
tracksuit

Navy, black or grey shorts

White ankle socks

Trainers

Tape to cover earrings



OUTDOOR GAMES:

Navy, black or grey

White T-shirt

White ankle socks

Trainers

Tape to cover earrings

TERM 6 - SWIMMING Year 2 only:

Swimsuit or trunks (NO BIKINIS OR BOARD SHORTS)

Goggles

Towel



PLEASE ENSURE THAT ALL YOUR CHILD'S UNIFORM IS CLEARLY NAMED

A quick reminder

- ~~X Jewellery (stud earrings only)~~
- ~~X Make-up~~
- ~~X Nail varnish~~
- ~~X Toys (excluding pocket-sized cars and tennis balls)~~



Water bottles.

Pencil case and colouring books for play times.

Box of tissues, glue stick, dressing up clothes, art aprons.



Show and Tell

In Year 1 children will have 'Show and Tell' weekly on a Friday. A rota has already been sent home with your child's group and date.

In Year 2, if your child has something special to share, there will be an opportunity on a Friday for doing so.

During 'Show and Tell', we would like children to be able to talk confidently and in detail about their special object or experience. They are therefore encouraged to rehearse a sentence or two to share with the class.



Reading

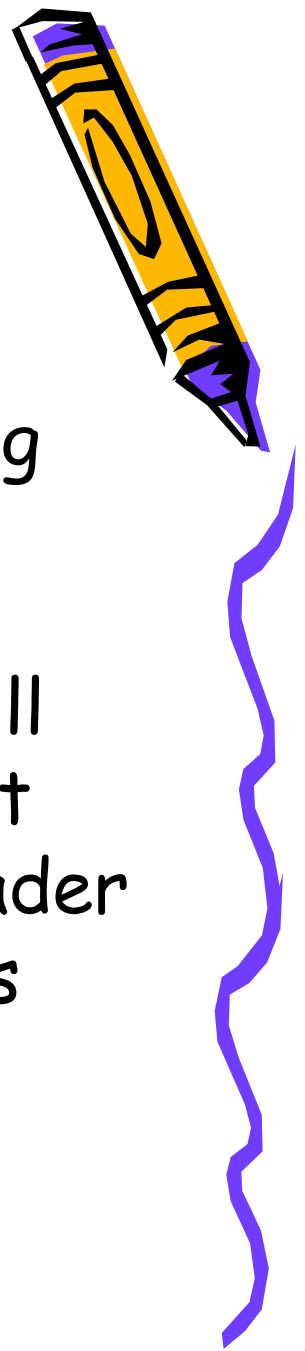
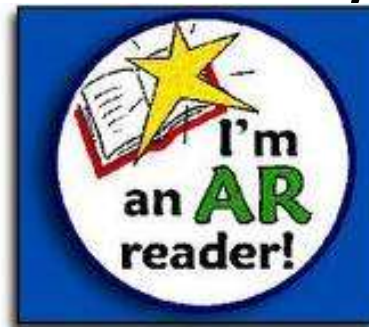


- In both classes children have Guided Reading and Writing sessions once a week with the class teacher. In these sessions the children not only practise reading out loud, but the skills of inference, deduction and comprehension too.
- Although the children read regularly in school, it is essential that your child reads on a daily basis at home with an adult. Please sign and date the children's Reading Record to show that you have heard your child reading.
- Both classes have a reading challenge which helps them to celebrate how many books they have read.




Accelerated Reader

- This year we are launching a new reading system called Accelerated Reader. A leaflet will be going home tomorrow explaining much more about this. You will also be given the opportunity to find out more about this at our Accelerated Reader Parent and Child shared library sessions later in the term.



Spellings



- Spellings for the term will be sent home and a copy placed on the school website.
- In Key Stage 1 we build on the phonic knowledge learnt in class and this forms the building blocks for the children's future reading and writing. For this reason it is essential that the children practice on a regular basis.
- The children's learning of these will be tested on a Friday in both classes.



PICK AND MIX HOMEWORK

Pick and Mix homework is a selection of tasks and activities to do at home which support the learning that is being done in class. The activities are divided into 6 boxes, one for each area of learning. There is also a 7th box - 'The Empty Box'. This is to give children the opportunity to work on something that interests them or that they have achieved outside of school. At the end of term, children will be given the opportunity to share what they have done.

A 'Guide to Pick and Mix' leaflet will be sent home with your child tomorrow.



What to do:

All RED activities need to be done every night.

All YELLOW activities need to be done at some point in the term, ready for your Celebration Session.

Choose 1 CLEAR activities to complete ready for your Celebration Session.

Challenge yourself to GREEN activities. These do not have to be done, but if you want to push yourself, that would be super!

CLL – Communication, Language and Literacy

1) Work on your spelling patterns for the week, ready to be tested on Friday.

2) Make sure that you read to an adult every night and record what you have done in your Reading Diary.

MD – Mathematical Development

1. Can I find sets of objects to match each number to ten?

(please see website for supporting sheet for this activity.)

2. How many different ways can I find to make 20?

CD – Creative Development

Can I create a badge to show that I belong to Yr 1?

THE EMPTY BOX!

You can do anything you like: a presentation on something that interests you; write about something you have done outside of school – the choice is yours...

PEPD – Personal, Emotional and Physical Development

1. Who is in your family?

(You may like to create a family tree, take photographs or draw pictures of your family or you may like to interview a family member).

2. Can you tell me about one of your friends and why you like them?

HSED – Human, Social and Environmental Development

Can you find a special item which belongs to your family?

(e.g. a Christening dress, jewellery).

ST – Science and Technology

1. Which animals are awake at night?

2. What are the names of the different groups that animals belong to?
e.g. pack of wolves, school of dolphins.

3. Can you find out the names of adult animals and their babies?



**You have
skills and talents
we need!**

-We truly value the support our parents give us and welcome all offers of help in and outside the classroom.


-Parent leaflets are available for you to take away this evening, which include a confidentiality slip.

-If you wish to help in class, you will need to get a CRB check, the forms are available from the office.

-Either sign up tonight or get in touch with your class teacher.




COMMUNICATION



- All letters that are sent home are placed on the school website - www.olvestonschool.co.uk
- If you wish to speak to the class teacher, please make an appointment via email or by speaking to Mrs Hemming in the office.

Please avoid before school as this is used for preparation time. Our school email address is:

olvestonprimary.school@southglos.gov.uk



GOODBYE!

THANK YOU FOR
LISTENING

